







Instructions for the Challenge

-  You can get to Parkhill Wood along the Lochshore path or by the cycle track.
-  Once in Parkhill Wood follow the red trail on the map in the direction of the arrows.
-  Walk round the woodland and find 10 clues.
-  The clues can be found on wooden discs on various posts along the challenge route.
-  Draw or write down what you find in the spaces provided on the map.
-  After you have found all 10 clues, return to the centre and put all the clues together.

What is it?

Draw or write your answer in the box below.



Check with a member of staff to see if you are a prize winner.


Please Note: All Children must be accompanied by an adult.

You will not need to cross any gates or fences.

Total distance for challenge: 4.5km/2.75miles Estimated time: 1 1/2 - 2 hours.

- Gather the clues
- Complete the Challenge
- Collect your prize

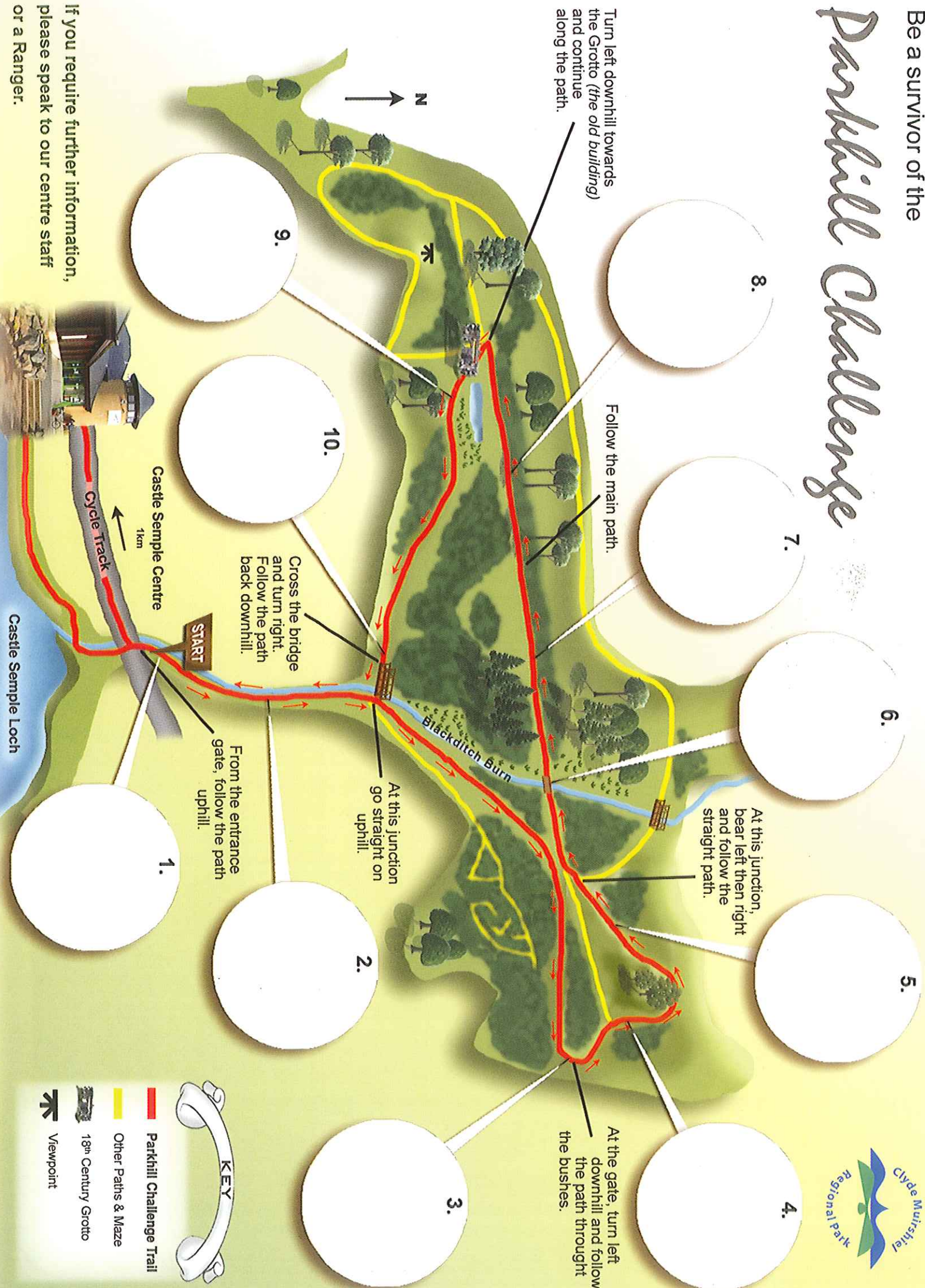
Parkhill Wood



Challenges

Be a survivor of the

Parkhill Challenge



Turn left downhill towards the Grotto (the old building) and continue along the path.

Follow the main path.

Cross the bridge and turn right. Follow the path back downhill.

From the entrance gate, follow the path uphill.

At this junction go straight on uphill.

At this junction, bear left then right and follow the straight path.

At the gate, turn left downhill and follow the path through the bushes.

If you require further information, please speak to our centre staff or a Ranger.

KEY

- Parkhill Challenge Trail
- Other Paths & Maze
- 18th Century Grotto
- Viewpoint